

NP-610XH

10.4" x86 800 X 600 Touch Panel System
with Windows CE 5.0 or XP Embedded



INTRODUCTION

The NP-610XH is a miniature and compact platform that has excellent system performance and function. The x86 CPU Core provides the maximum compatibility with the vast amount of Internet content available while the intelligent integration of several other functions, including graphics, makes the AMD Geode™ LX800/500MHz processor a true system level multimedia solution.

FEATURES

- 10.4" SVGA 18 bit TFT LCD
- AMD Geode™ LX800/500MHz core processor
- Fan-less construction
- NEMA 4/IP65 compliant front panel
- 44-pin IDE interface (D.O.M)
- High performance 2D accelerator graphic controller, supporting 8~128MB shared display memory
- Windows CE or Windows XP Embedded operating System.

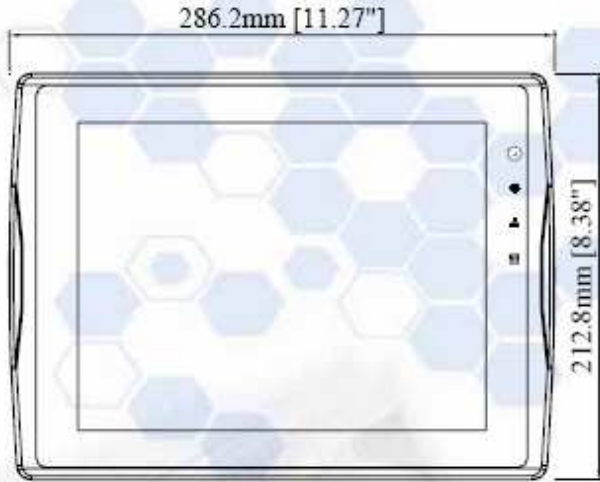
WINDOWS EMBEDDED FEATURES

- Microsoft® Windows® XP Embedded is the successor to Windows NT® Embedded 4.0. Based on the same binary files as Windows XP Professional, Windows XP Embedded enables you to rapidly develop reliable and full-featured connected devices.
- Windows Embedded CE is an open, scalable, 32-bit operating system that is designed to meet the needs of a broad range of intelligent devices. These devices range from enterprise tools, such as industrial controllers, communications hubs, and point-of-sale terminals to consumer products such as cameras, telephones, and home entertainment devices.

SPECIFICATIONS

- Display: 10.4" SVGA 18 bit Color TFT LCD
- Resolution: 800 X 600
- Luminance: 400 cd/m²
- Contrast ratio: 400:1
- AMD Geode™ LX800/500MHz core processor
- System BIOS: Award PnP BIOS
- On-board 256MB DDR-400MHz SDRAM
- 44-pin IDE Interface (Disk-On-Module)
- 3 serial ports (2-RS232, 1-RS485 2W/4W)
- 2 USB 2.0
- 1 USB Client
- 1 Ethernet port (10/100 Base-T)
- 1 SD Card slot
- Sound output: AC '97' Stereo codec
- MIC IN
- Built in RTC
- NEMA4 / IP65 Front Panel
- Power input: 24 VDC, 1.5A maximum
- Dimensions: (W x H x D): 286 x 212 x 50mm
- Weight: 1.6 KGs (3.52 lbs.)
- Operating temp: 0° ~ 45°C (32° ~ 113°F)
- Relative humidity: 10% ~ 90% @ 40°C, non-condensing
- Shock (operation): 10 to 25Hz(X,Y,Z direction 2G 30minutes)

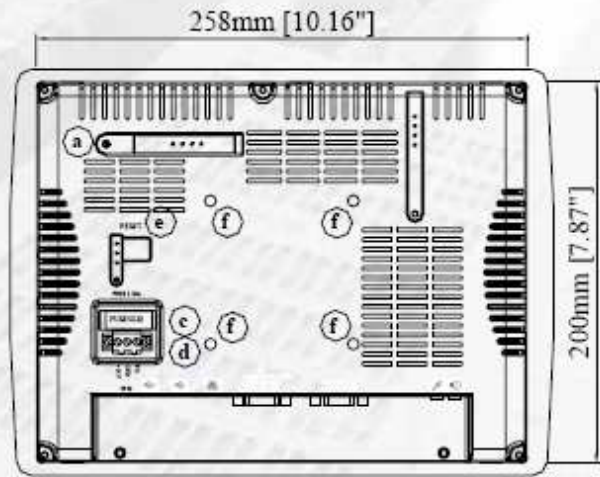
NP-610XH DIMENSIONS




Front View



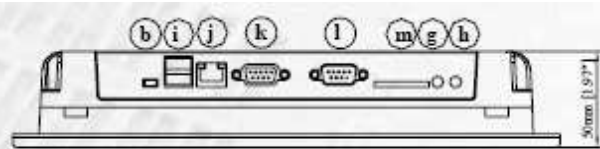
Side View



Rear View



Cutout Dimensions:
 MT-610XH:
 259mm[10.20\"/>



Bottom View

A	IDE Interface (DOM Slot)	H	Line Out
B	Option	I	USB Host Port x 2
C	Fuse	J	Ethernet Port 10/100 Base-T
D	Power Connector	K	Com1 RS485, Com3 RS485, Com3 RS232
E	Reset Button	L	Com1 RS232, Com2 RS232
F	VESA 75mm Screw Holes	M	SD CARD SLOT
G	Mic In		