

NP-615X

15.0" XGA TOUCH PANEL SYSTEM WITH CE 5.0 or Windows XP Embedded



FEATURES

- 15.0" LCD Display
- NEMA 4 Front Panel
- AMD Geode™ LX800/500MHz core processor
- 128MB Disc on module with Windows CE OS or Windows Embedded XP inside
- 44-pin IDE Interface (DOM)
- Fan-less construction
- High performance 2D accelerator graphic controller, support
- 8~64MB shared display memory
- D-sub VGA out
- Platform SDK

Ordering Information

- **MT615X:** 15.0" TFT LCD display touch panel computer with AMD Geode™ LX800/500MHz core processor.
- **XPE-1G XPE license + 1G DOM** 1GB Disk On Module and Windows Embedded XP OS inside.
- **CE-256M CE license + 256M DOM** 256MB Disk On Module and Windows CE 5.0 OS inside.

INTRODUCTION

The NP-615X is a miniature and compact platform that has excellent system performance and function. The x86 CPU Core provides maximum compatibility with the vast amount of Internet content available while the intelligent integration of several other functions, including graphics, makes the AMD Geode™ LX processor a true system level multimedia solution.

The NP-615X has a 10/100 Base-T Ethernet port for responsive open communications. The NP-615X integrates Windows CE 5.0 (CE.NET) or windows XP embedded.


SPECIFICATIONS

- Display: 15.0" XGA Color TFT LCD
- Resolution: 1024 x 768
- Luminance: 350 cd/m²
- Contrast ratio: 700:1
- AMD Geode™ LX800/500MHz core processor
- 256Mb on board DDR-400Mhz SDRAM
- 32 MB ROM
- 44-pin IDE Interface (Disk-On-Module)
- 1 Compact Flash slot for application storage
- 3 serial ports (2-RS232, 1-RS485 2W/4W)
- 3 USB ports
- 1 Mini USB full-speed (12Mbps)
- 1 Ethernet port (10 Base-T)
- 16 bit sound output
- Built in RTC
- NEMA4 / IP65 Front Panel
- Power input: 24 VDC, 1.0A maximum
- Dimensions: (W x H x D): 366 x 293 x 50mm (14.41" X 11.54" X 1.97")
- Weight: 1.5kg (3.3 lbs.)
- Operating temp: 0° ~ 45°C (32° ~ 113°F)
- Relative humidity: 10% ~ 90% @ 40°C, non-condensing
- Shock (operation): 10 to 25Hz(X,Y,Z direction 2G 30minutes)
- Approvals: FCC, CE, UL (pending)

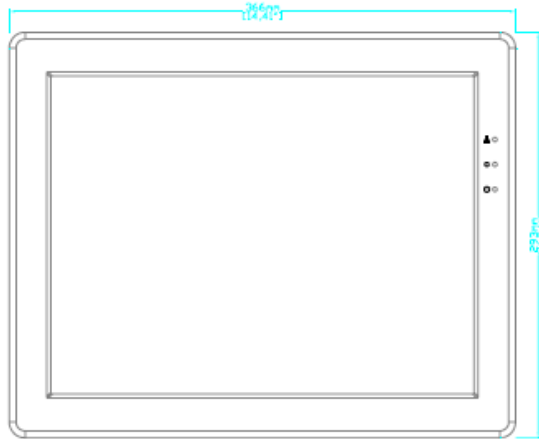
Dimensions of NP-615X



Top View



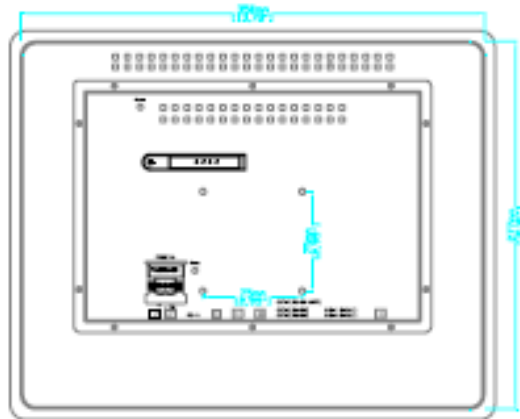
Side View



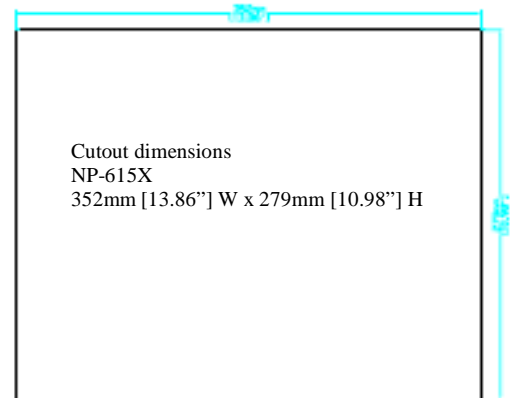
Front View



Side View



Rear View



Cutout dimensions
NP-615X
352mm [13.86"] W x 279mm [10.98"] H



Bottom View

A IDE interface (DOM slot)	H Reset button
B Fuse	I USB Host port x 3
C Power connector	J Ethernet port 10/100 Base-T
D VESA 75mm screw holes	K Com1 RS485, Com3 RS485, Com3 RS232
E Mic In	L Com1 RS232, Com2 RS232
F Line Out	M Mini USB port x 1
G PS/2 port connector	N D-sub VGA out